





























































































7 100m Individual Medley Men Final

































Official















Total

| Rank | Competitor | Age | Club | RT | PTS | Result |
|------|--|-----|---|------|-----|--|
| 1 |  Broadfoot ... | 15 |  Pirates Swi... | 0.65 | | 59.91 Entry: 59.45 +0.46 25m: 12.47 50m: 28.46 (15.99) 75m: 45.22 (16.76) 100m: 59.91 (14.69) |
| 2 |  BakerSefo l... | 17 |  Pirates Swi... | 0.67 | | 1:00.45 Entry: 1:00.69 -0.24 25m: 12.44 50m: 27.93 (15.49) 75m: 45.89 (17.96) 100m: 1:00.45 (14.56) |
| 3 |  Perceval L... | 18 |  Central Ha... | 0.67 | | 1:00.57 Entry: 1:00.24 +0.33 25m: 12.08 50m: 27.11 (15.03) 75m: 45.65 (18.54) 100m: 1:00.57 (14.92) |
| 4 |  McPhail Jack | 15 |  Tawa Swim... | 0.61 | | 1:01.92 Entry: 1:02.58 -0.66 25m: 12.63 50m: 28.28 (15.65) 75m: 46.99 (18.71) 100m: 1:01.92 (14.93) |
| 5 |  O'Connor-... | 16 |  Pirates Swi... | 0.67 | | 1:02.81 Entry: 1:04.37 -1.56 25m: 13.11 50m: 29.38 (16.27) 75m: 47.63 (18.25) 100m: 1:02.81 (15.18) |
| 6 |  Skidmore S... | 16 |  Trojans Swi... | 0.68 | | 1:02.87 Entry: 1:04.90 -2.03 25m: 12.02 50m: 27.51 (15.49) 75m: 48.30 (20.79) 100m: 1:02.87 (14.57) |
| 7 |  Douglas Ja... | 18 |  Kiwi West A... | 0.65 | | 1:04.98 Entry: 1:04.84 +0.14 25m: 13.35 50m: 30.28 (16.93) 75m: 49.41 (19.13) 100m: 1:04.98 (15.57) |
| 8 |  Wang Justin | 15 |  Porirua City... | 0.74 | | 1:05.24 Entry: 1:06.05 -0.81 25m: 13.33 50m: 29.82 (16.49) 75m: 49.28 (19.46) 100m: 1:05.24 (15.96) |
| 9 |  Hyde-Hills ... | 15 |  Napier Aqu... | 0.70 | | 1:06.01 Entry: 1:05.60 +0.41 25m: 13.30 50m: 30.03 (16.73) 75m: 49.89 (19.86) 100m: 1:06.01 (16.12) |
| 10 |  Setford Kyle | 14 |  Heretaunga... | 0.71 | | 1:06.30 Entry: 1:06.30 25m: 13.20 50m: 29.66 (16.46) 75m: 50.53 (20.87) 100m: 1:06.30 (15.77) |
| 11 |  Turei Braden | 14 |  Heretaunga... | 0.68 | | 1:06.49 Entry: 1:06.42 +0.07 25m: 13.83 50m: 31.89 (18.06) 75m: 51.02 (19.13) 100m: 1:06.49 (15.47) |
| 12 |  Sasamoto ... | 14 |  Enterprise ... | 0.60 | | 1:06.96 Entry: 1:07.61 -0.65 25m: 13.76 50m: 31.02 (17.26) 75m: 51.36 (20.34) 100m: 1:06.96 (15.60) |
| 13 |  Carlisle Aiden | 13 |  Napier Aqu... | 0.70 | | 1:07.73 Entry: 1:09.49 -1.76 25m: 13.48 50m: 30.93 (17.45) 75m: 51.01 (20.08) 100m: 1:07.73 (16.72) |
| 14 |  Hape TeMa... | 16 |  Comet Swi... | 0.63 | | 1:07.99 Entry: 1:06.76 +1.23 25m: 13.44 50m: 29.89 (16.45) 75m: 51.27 (21.38) 100m: 1:07.99 (16.72) |

| | | | | | |
|----|---|----|--|------|----------------------------------|
| 15 |  Alexander ... | 15 |  Enterprise ... | 0.61 | 1:08.75 Entry: 1:09.37 -0.62 |
| 16 |  Fukushima-... | 16 |  Comet Swi... | 0.64 | 1:09.78 Entry: 1:08.90 +0.88 |
| | 25m: 13.26 | | 50m: 31.60 (18.34) | | |
| | 75m: 53.57 (21.97) | | 100m: 1:09.78 (16.21) | | |
| 17 |  Burkett Mur... | 16 |  Napier Aqu... | 0.65 | 1:09.85 Entry: 1:09.66 +0.19 |
| | 25m: 13.50 | | 50m: 30.40 (16.90) | | |
| | 75m: 53.16 (22.76) | | 100m: 1:09.85 (16.69) | | |
| 18 |  Mananes J... | 16 |  Central Ha... | 0.57 | 1:10.15 Entry: 1:10.36 -0.21 |
| | 25m: 13.94 | | 50m: 32.02 (18.08) | | |
| | 75m: 53.57 (21.55) | | 100m: 1:10.15 (16.58) | | |
| 19 |  Robertson ... | 15 |  Pirates Swi... | 0.70 | 1:10.43 Entry: 1:12.39 -1.96 |
| | 25m: 14.64 | | 50m: 32.64 (18.00) | | |
| | 75m: 54.44 (21.80) | | 100m: 1:10.43 (15.99) | | |
| 20 |  Trotter Bartly | 15 |  Trojans Swi... | 0.54 | 1:11.01 Entry: 1:06.81 +4.20 |
| | 25m: 13.79 | | 50m: 31.46 (17.67) | | |
| | 75m: 54.37 (22.91) | | 100m: 1:11.01 (16.64) | | |
| 21 |  Singh Tara... | 14 |  Napier Aqu... | 4.08 | 1:11.12 Entry: 1:09.99 +1.13 |
| | 25m: 15.38 | | 50m: 34.13 (18.75) | | |
| | 75m: 54.24 (20.11) | | 100m: 1:11.12 (16.88) | | |
| 22 |  Hape Maka... | 14 |  Comet Swi... | 0.63 | 1:11.38 Entry: 1:13.45 -2.07 |
| | 25m: 14.23 | | 50m: 32.23 (18.00) | | |
| | 75m: 54.59 (22.36) | | 100m: 1:11.38 (16.79) | | |
| 23 |  Booker Owen | 13 |  Heretaunga... | 0.65 | 1:11.72 Entry: 1:11.38 +0.34 |
| | 25m: 14.28 | | 50m: 32.80 (18.52) | | |
| | 75m: 54.34 (21.54) | | 100m: 1:11.72 (17.38) | | |
| 24 |  Fritchley Ollie | 15 |  Heretaunga... | 0.70 | 1:11.83 Entry: 1:11.53 +0.30 |
| | 25m: 13.40 | | 50m: 31.70 (18.30) | | |
| | 75m: 55.21 (23.51) | | 100m: 1:11.83 (16.62) | | |
| 25 |  Alexander ... | 13 |  Enterprise ... | 0.51 | 1:12.50 Entry: 1:14.12 -1.62 |
| | 25m: 15.20 | | 50m: 33.18 (17.98) | | |
| | 75m: 55.70 (22.52) | | 100m: 1:12.50 (16.80) | | |
| 26 |  Cole Archie | 14 |  Heretaunga... | 0.69 | 1:13.40 Entry: 1:13.04 +0.36 |
| | 25m: 14.53 | | 50m: 32.35 (17.82) | | |
| | 75m: 55.96 (23.61) | | 100m: 1:13.40 (17.44) | | |
| 27 |  Kilpatrick ... | 12 |  Trojans Swi... | 0.58 | 1:13.68 Entry: 1:29.45 -15.77 |
| | 25m: 23.28 | | 50m: 1:33.33 (1:10.05) | | |
| | 75m: 1:13.68 | | 100m: | | |
| 28 |  Braybrook ... | 17 |  Comet Swi... | 0.67 | 1:13.82 Entry: 1:13.89 -0.07 |
| | 25m: 14.53 | | 50m: 34.36 (19.83) | | |
| | 75m: 57.12 (22.76) | | 100m: 1:13.82 (16.70) | | |
| 29 |  Wright Elijah | 15 |  Comet Swi... | 0.55 | 1:14.82 Entry: 1:14.89 -0.07 |
| | 25m: 15.13 | | 50m: 33.97 (18.84) | | |
| | 75m: 57.43 (23.46) | | 100m: 1:14.82 (17.39) | | |
| 30 |  Betty Arthur | 12 |  Heretaunga... | 0.61 | 1:17.03 Entry: 1:17.74 -0.71 |
| | 25m: 15.27 | | 50m: 35.62 (20.35) | | |
| | 75m: 59.84 (24.22) | | 100m: 1:17.03 (17.19) | | |

| | | | | | |
|----|--|----|--|------|--|
| 31 |  Rogers Jack | 10 |  Trojans Swi... | 0.59 | 1:17.11 Entry: 1:41.73 -24.62 |
| | 25m: 21.79 | | 50m: 1:42.52 (1:20.73) | | |
| | 75m: 1:17.11 | | 100m: | | |
| 32 |  Burns Cooper | 14 |  Greendale ... | 0.75 | 1:17.40 Entry: 1:16.20 +1.20 |
| | 25m: 15.81 | | 50m: 35.18 (19.37) | | |
| | 75m: 1:00.53 (25.35) | | 100m: 1:17.40 (16.87) | | |
| 33 |  Bautista Ca... | 12 |  Central Ha... | 0.65 | 1:17.41 Entry: 1:18.96 -1.55 |
| | 25m: 15.47 | | 50m: 36.73 (21.26) | | |
| | 75m: 59.29 (22.56) | | 100m: 1:17.41 (18.12) | | |
| 34 |  Wang Chao | 11 |  Porirua City... | 0.72 | 1:18.01 Entry: 1:17.56 +0.45 |
| | 25m: 15.33 | | 50m: 36.55 (21.22) | | |
| | 75m: 1:00.24 (23.69) | | 100m: 1:18.01 (17.77) | | |
| 35 |  Stuttle Alex | 13 |  Heretaunga... | 0.80 | 1:18.36 Entry: 1:16.07 +2.29 |
| | 25m: 16.03 | | 50m: 35.63 (19.60) | | |
| | 75m: 58.76 (23.13) | | 100m: 1:18.36 (19.60) | | |
| 35 |  Kendrick R... | 14 |  Heretaunga... | 0.65 | 1:18.36 Entry: 1:18.41 -0.05 |
| | 25m: 15.60 | | 50m: 34.98 (19.38) | | |
| | 75m: 59.89 (24.91) | | 100m: 1:18.36 (18.47) | | |
| 37 |  Hape TeOr... | 13 |  Comet Swi... | 0.46 | 1:20.89 Entry: 1:22.42 -1.53 |
| | 25m: 15.93 | | 50m: 37.40 (21.47) | | |
| | 75m: 1:02.31 (24.91) | | 100m: 1:20.89 (18.58) | | |
| 38 |  van Wyk Jc | 13 |  Enterprise ... | 0.32 | 1:20.98 Entry: 1:21.37 -0.39 |
| | 25m: 16.72 | | 50m: 36.72 (20.00) | | |
| | 75m: 1:02.87 (26.15) | | 100m: 1:20.98 (18.11) | | |
| 39 |  Hutton Nash | 13 |  Trojans Swi... | 0.60 | 1:21.36 Entry: 1:20.79 +0.57 |
| | 25m: 17.57 | | 50m: 37.12 (19.55) | | |
| | 75m: 1:02.23 (25.11) | | 100m: 1:21.36 (19.13) | | |
| 40 |  Gray Joshua | 15 |  Enterprise ... | 0.69 | 1:21.38 Entry: 1:20.89 +0.49 |
| | 25m: 15.41 | | 50m: 37.31 (21.90) | | |
| | 75m: 1:03.19 (25.88) | | 100m: 1:21.38 (18.19) | | |
| 41 |  Redgewell ... | 12 |  Pirates Swi... | 0.51 | 1:21.46 Entry: 1:25.26 -3.80 |
| | 25m: 16.99 | | 50m: 36.63 (19.64) | | |
| | 75m: 1:02.66 (26.03) | | 100m: 1:21.46 (18.80) | | |
| 42 |  McCutcheo... | 12 |  Central Ha... | 0.71 | 1:21.77 Entry: 1:22.39 -0.62 |
| | 25m: 16.40 | | 50m: 36.08 (19.68) | | |
| | 75m: 1:03.14 (27.06) | | 100m: 1:21.77 (18.63) | | |
| 43 |  Wright Luke | 13 |  Comet Swi... | 0.69 | 1:24.50 Entry: 1:24.85 -0.35 |
| | 25m: 17.16 | | 50m: 38.64 (21.48) | | |
| | 75m: 1:05.61 (26.97) | | 100m: 1:24.50 (18.89) | | |
| 44 |  Clapperton ... | 14 |  Enterprise ... | 0.66 | 1:25.35 Entry: 1:23.59 +1.76 |
| | 25m: 16.82 | | 50m: 36.88 (20.06) | | |
| | 75m: 1:04.86 (27.98) | | 100m: 1:25.35 (20.49) | | |
| 45 |  Hacking Co... | 13 |  Napier Aqu... | 0.70 | 1:25.65 Entry: 1:23.23 +2.42 |
| | 25m: 18.45 | | 50m: 40.91 (22.46) | | |
| | 75m: 1:04.55 (23.64) | | 100m: 1:25.65 (21.10) | | |
| 46 |  Kavanagh ... | 11 |  Greendale ... | | 1:27.23 Entry: 1:27.26 -0.03 |
| | 25m: 17.44 | | 50m: 39.96 (22.52) | | |
| | 75m: 1:06.61 (26.65) | | 100m: 1:27.23 (20.62) | | |

| | | | | | |
|----|---|----|--|------|------------------------------------|
| 47 |  Booker Xav... | 11 |  Enterprise ... | 0.50 | 1:27.28 Entry: 1:28.35 -1.07 |
| | 25m: 17.60 | | 50m: 40.57 (22.97) | | |
| | 75m: 1:08.00 (27.43) | | 100m: 1:27.28 (19.28) | | |
| 48 |  McMaster ... | 12 |  Heretaunga... | 0.60 | 1:27.32 Entry: 1:24.91 +2.41 |
| | 25m: 17.90 | | 50m: 40.71 (22.81) | | |
| | 75m: 1:06.18 (25.47) | | 100m: 1:27.32 (21.14) | | |
| 49 |  Reid Couper | 13 |  Enterprise ... | 0.61 | 1:28.34 Entry: 1:28.13 +0.21 |
| | 25m: 17.79 | | 50m: 40.04 (22.25) | | |
| | 75m: 1:09.23 (29.19) | | 100m: 1:28.34 (19.11) | | |
| 50 |  Sheldrake ... | 12 |  Enterprise ... | 0.55 | 1:29.71 Entry: 1:29.75 -0.04 |
| | 25m: 17.56 | | 50m: 38.72 (21.16) | | |
| | 75m: 1:08.97 (30.25) | | 100m: 1:29.71 (20.74) | | |
| 51 |  Simpson Ni... | 9 |  Trojans Swi... | 0.74 | 1:30.46 Entry: 1:27.61 +2.85 |
| | 25m: 17.88 | | 50m: 40.56 (22.68) | | |
| | 75m: 1:09.65 (29.09) | | 100m: 1:30.46 (20.81) | | |
| 52 |  Conyers Jo... | 11 |  Trojans Swi... | 0.47 | 1:31.70 Entry: 1:30.91 +0.79 |
| | 25m: 17.88 | | 50m: 42.40 (24.52) | | |
| | 75m: 1:12.25 (29.85) | | 100m: 1:31.70 (19.45) | | |
| 53 |  Dobson Flynn | 10 |  Trojans Swi... | | 1:31.73 Entry: 1:30.99 +0.74 |
| | 25m: 19.62 | | 50m: 43.20 (23.58) | | |
| | 75m: 1:11.88 (28.68) | | 100m: 1:31.73 (19.85) | | |
| 54 |  McEntee Levi | 12 |  Heretaunga... | 0.48 | 1:31.90 Entry: 1:28.51 +3.39 |
| | 25m: 18.73 | | 50m: 43.23 (24.50) | | |
| | 75m: 1:10.18 (26.95) | | 100m: 1:31.90 (21.72) | | |
| 55 |  Geary Wire... | 11 |  Trojans Swi... | | 1:32.08 Entry: 1:33.80 -1.72 |
| | 25m: 17.77 | | 50m: 41.38 (23.61) | | |
| | 75m: 1:10.50 (29.12) | | 100m: 1:32.08 (21.58) | | |
| 56 |  McPhail Ha... | 10 |  Enterprise ... | 0.51 | 1:32.86 Entry: 1:33.17 -0.31 |
| | 25m: 17.65 | | 50m: 42.86 (25.21) | | |
| | 75m: 1:12.88 (30.02) | | 100m: 1:32.86 (19.98) | | |
| 57 |  Rae Breyen | 12 |  Heretaunga... | | 1:34.11 Entry: 1:33.50 +0.61 |
| | 25m: 18.00 | | 50m: 42.60 (24.60) | | |
| | 75m: 1:13.19 (30.59) | | 100m: 1:34.11 (20.92) | | |
| 58 |  Gray Elijah | 10 |  Enterprise ... | 0.54 | 1:35.01 Entry: 1:35.68 -0.67 |
| | 25m: 20.29 | | 50m: 43.19 (22.90) | | |
| | 75m: 1:14.48 (31.29) | | 100m: 1:35.01 (20.53) | | |
| 59 |  Kirk-Frater ... | 11 |  Heretaunga... | | 1:36.17 Entry: 1:34.89 +1.28 |
| | 25m: 19.15 | | 50m: 43.15 (24.00) | | |
| | 75m: 1:14.73 (31.58) | | 100m: 1:36.17 (21.44) | | |
| 60 |  Everton Lu... | 11 |  Trojans Swi... | 0.49 | 1:38.92 Entry: 1:38.60 +0.32 |
| | 25m: 22.82 | | 50m: 47.93 (25.11) | | |
| | 75m: 1:15.19 (27.26) | | 100m: 1:38.92 (23.73) | | |
| 61 |  Terry Felix | 9 |  Napier Aqu... | | 1:40.37 Entry: 1:40.56 -0.19 |
| | 25m: 20.34 | | 50m: 46.52 (26.18) | | |
| | 75m: 1:17.80 (31.28) | | 100m: 1:40.37 (22.57) | | |
| 62 |  Tietjen Fre... | 11 |  Enterprise ... | | 1:41.77 Entry: 1:51.29 -9.52 |
| | 25m: 22.50 | | 50m: 44.18 (21.68) | | |
| | 75m: 1:20.02 (35.84) | | 100m: 1:41.77 (21.75) | | |

| | | | | | | |
|----|--|----|---|------|---------------------------|-------|
| 63 |  Torrens Ben | 11 |  Napier Aqu... | 0.51 | 1:41.97 Entry: 1:42.17 | -0.20 |
| | 25m: 20.78 | | 50m: 46.81 (26.03) | | | |
| | 75m: 1:19.51 (32.70) | | 100m: 1:41.97 (22.46) | | | |
| 64 |  Gasson Gu... | 11 |  Napier Aqu... | 0.62 | 1:45.73 Entry: 1:46.03 | -0.30 |
| | 25m: 23.54 | | 50m: 49.01 (25.47) | | | |
| | 75m: 1:21.31 (32.30) | | 100m: 1:45.73 (24.42) | | | |
| 65 |  Phelps Bax... | 9 |  Comet Swi... | 0.54 | 1:46.85 Entry: 1:41.89 | +4.96 |
| | 25m: 22.49 | | 50m: 50.09 (27.60) | | | |
| | 75m: 1:22.92 (32.83) | | 100m: 1:46.85 (23.93) | | | |
| 66 |  Bird Zac | 10 |  Heretaunga... | 0.71 | 1:50.20 Entry: 1:50.11 | +0.09 |
| | 25m: 23.47 | | 50m: 49.51 (26.04) | | | |
| | 75m: 1:25.14 (35.63) | | 100m: 1:50.20 (25.06) | | | |
| - |  Horton Tyler | 9 |  Comet Swi... | 0.57 | DSQ | |
| - |  Birkett Tho... | 14 |  Heretaunga... | | DNS | |
| - |  Roux Emmett | 12 |  Greendale ... | 0.32 | DSQ | |